

9

projects funded

\$34,513

total funds distributed

586

individuals reached



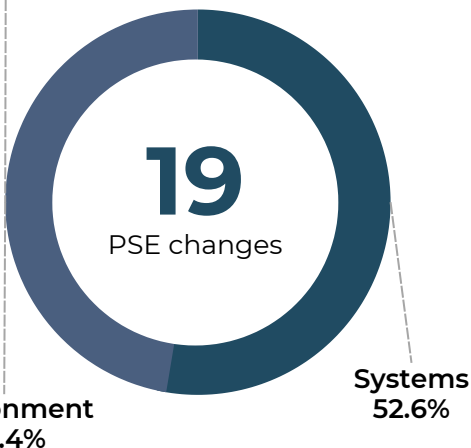
## Snapshot

During the 2021-22 grant cycle, MOH funded 9 projects across West Virginia to reduce the burden of cancer. Grantees received a total of \$34,513.55, of which **\$22,042.13 was spent locally on goods and services in West Virginia**. The projects reached a total of 586 individuals.



## Project Activities


MOH **grant recipients completed a total of 27 project** activities (71%) of 38 proposed activities. The completed activities focused on prevention, early detection, and survivorship of cancer in West Virginia.



## PSE Changes

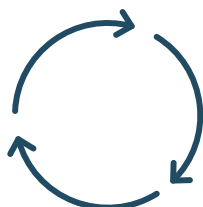
**Policy, systems, and environment changes made up for 70% of all completed activities**. The 19 PSE changes consisted of no policy changes, 10 systems changes (52.6%), and 9 environment changes (47.4%). The other 8 activities were individual-level changes that were not PSE changes.

# SUMMARY OF FINDINGS



## Health Equity

3 out of 9 MOH grantees reported that they had reached all health-disparate populations. **Most frequently reached populations included people with low-incomes (88.9%), followed by uninsured or under insured (55.6%) and people who experience disabilities (55.6%).** The most commonly identified strategy for health equity considerations included providing financial assistance for specified populations (22.2%).




## Sustainability

**9 grantees reported that existing staff would continue activities (88.9%), and 5 reported that they created reusable educational materials (56.6%).** Other commonly selected sustainability strategies included integrating changes into organizational practices or strategic plans (44.4%) and identifying partners or collaborators to complete certain aspects of the project (44.4%).



## Successes

**3 grantees reported increased opportunities and access to engage in healthy behaviors** as a result of the grant program (33.3%), and 2 grantees reported increased access to care and resources (22.2%) and increased participation in initiatives and programs (22.2%).



## Barriers

**4 out of 9 grantees reported that they did not face any barriers or challenges** in implementing their projects. The most commonly cited barrier among the other 5 grantees was challenges with collaboration or partnerships (22.2%).

---

## RECOMMENDATIONS

Policy changes, health equity, and measuring reach are areas in which grantees would benefit from additional one-on-one attention, guidance, and trainings.